

Memories that Endure
are MOMENTS that
MATTER



TIP JUNKIE

www.tipjunkie.com

Table of Contents

TIP JUNKIE

My Fabulously Flawed Family	3	Tangible Reminders	14
Picture Perfect is Overrated	4	Create Through the Tough Stuff	15-16
Life is to be Embellished, not Endured	5	Creating Through the Chaos	17
Embrace Your Life	6	Focus on What You're Good At	18
Create Your Own Experience	7	Life is Always Messy	19
A Photo Frame of Mind	8	So, What Have We Learned?	20
Create Traditions	9	Time to Get Jiggy With It!	21
Creating Memories is the Goal	10	About Laurie	22
It Doesn't Have to be Big to be a Big Deal	11	Huge Thanks!	23
Capture It and Relive It	12-13	Bonus Gift : Girls Night Out Printables	24



Memories that Endure are Moments that Matter

Embellishing a Fabulously Flawed Life!



My Fabulously Flawed Family

After coveting countless Christmas cards and friends' family pictures, I finally stashed the cash to hire a fancy photographer. At last, I would have my own family portrait to be displayed proudly in my home.

I'm sitting on the ground surrounded by evergreen and a gorgeous tree behind me. The photographer chose the right place. It's beautiful. But I still can't stop feeling stressed out!

While making all the preparations, I could not find the right shirt for myself. I ended up buying a sweater from Wal-Mart of all places. All of a sudden I feel exposed and very cheap.



Picture Perfect is Overrated

TIP JUNKIE

Thanks to the incredible patience of our photographer and what must have taken him hours of photo-shopping, our family portrait was completed and ready to be displayed.

However, after hanging it above the mantel, I didn't feel the warm glow of family pride that I had expected. I was puzzled. Why do I feel such a disconnect from something so lovely?

It finally hit me. There wasn't anything wrong with the photograph; there was something wrong with my memories attached to it. What I had once envied in others homes now had a much different meaning. I realized that it is more fun and less work to focus on reality rather than picture perfect perception.

From that moment forward, my goal changed. I wanted to evoke laughs and huge grins from my framed photos. I realized that it's not how perfect the picture looks, but **the feeling I get when I look at it, that's important.**



"The best and most beautiful things in the world cannot be seen, nor touched...but are felt in the heart." – Helen Keller



Life is to be Embellished, Not Endured

TIP JUNKIE

I have been blessed with three busy boys and a techy husband. None of which can fully understand the **creative energy and drive that I possess as a woman.**

- *Do you ever feel the need to just create and you don't know why?*
- *Do you see others lives as more memorable than your own?*
- *Would you like some simple ways to combine your talents to save time and create beautiful memories?*

I feel like if you know something, you should share it. So that's my goal. I'm going to expose my simple strategies for making moments that matter for you, your family, and friends.

None of these ideas require a lot of effort, most are just tried and true strategies I've used for years. We can each turn around what is endured in our lives by embellishing life with fun celebrations and loving memories.



A picture I sent to all the Grandparents one March

*"And in the end, it's not the years in your life that count. It's the life in your years."
— Abraham Lincoln*



Memories that Endure are Moments that Matter

Embrace Your Life

TIP JUNKIE

Of course I still take family portraits where we are all smiles and looking at the camera. However, the pictures I display in my home reflect the true nature and vibe of our everyday lives.

Friends, family and guests laugh at my “Boys will be Boys” wall as the pictures evoke conversation and each one has a story attached. It shows off and embraces their crazy nature instead of posing as the quiet boys everyone knows they are not.

My boys are high energy, demanding, and stubborn kiddos. Long ago I adapted the “if you can’t beat them join them” philosophy and I’ve been happier ever since. It was a lot more work trying to make my family conform to an ideal rather than using their strengths to mold them into their best selves.

“You can complain because roses have thorns, or you can rejoice because thorns have roses.”

-Ziggy



Tip: Capture your real life, embrace it, and display it in your home. It’s completely cool if your family is not like mine, in fact it’s supposed to be that way. {{ You probably get more sleep than I do, you lucky duck. }} Whatever personality your family has, use that to mold and shape your home to reflect and embrace it.



Create Your Own Experience

TIP JUNKIE

A few years ago, I was doing some Christmas shopping for my boys, as it was my 3rd son's first Christmas. I found myself wandering the doll house isle at Toys R Us and noticed the 'Loving Family' rooms were *buy one get one free*.

All of a sudden the overwhelming realization hit me like a ton of bricks. "I will never have a doll house in my home because I will never have a daughter!" Pathetically, I lost it right there and started bawling uncontrollably.

Filled with self-pity, I had a light-bulb moment and my perspective changed forever. **I cannot control whether or not I have a daughter, but I can control if I have a doll house!** I bought the house and ALL the rooms right then and opened them up Christmas morning.

This experience gave me such a sense of empowerment! It made me realize that no matter what stumbling blocks I am facing in life; I can create my own experience and turn it into something fabulous.



Merry Christmas to me! {{evil laugh}}

"In the movies we have leading ladies and we have the best friend. You, I can tell, are a leading lady, but for some reason you are behaving like the best friend."

– The Holiday Movie



Memories that Endure are Moments that Matter

A Photo Frame of Mind

TIP JUNKIE

Every year, family and friends gather in my home to celebrate the New Year. Sure, my guests would remember the annual party with the typical decorations and socializing. However, I first set the scene with hats and noisemakers, and then added to the excitement with a huge balloon drop!

It made our mock countdown quite impactful with all of the kiddos. Even the adults won't forget how we rang in 2010 with the huge numbers draped from the staircase. (Which cost me only \$4.) With just a few added visuals the annual party became unforgettable and picture ready.

Each guest took ownership of that moment as their own. The 'photo frame of mind' became contagious and the celebration was caught on film, video, shared with family via Facebook, blogs, YouTube, and even Twitter.

By embellishing a very typical tradition; it becomes worthy of immortalizing in the memories of guests and enjoyed by even more online.



"I find the still image more powerful than the moving picture, because it leaves me alone for a moment with my thoughts." – Anonymous



Memories that Endure are Moments that Matter

8

Create Traditions

TIP JUNKIE

Last year, I needed to find out what my boys wanted for Christmas but my man was out of the country. There is 3 of them and 1 of me. My mind was racing with the question, “How can I be in three places at once?”

The solution: I decided to give the older boys a camera to take pictures of what they wanted; while I shopped around with my little one.

This unleashed my boys’ creativity and I not only came home with wish lists but several really cool photos of them. All of a sudden, the task became a memorable event and now an annual tradition!

Sometimes it even happens by accident. And when it does, embrace it, blog about it, and do it again.



“Art washes away from the soul the dust of everyday life” – Pablo Picasso



Memories that Endure are Moments that Matter

Creating Memories is the Goal

TIP JUNKIE

Creating enduring memories, big smiles, and a happier you; is the goal. Now let's focus on how to maximize our time and budget. With a bit of planning ahead – you can do even more with your creativity.

Since I have all boys, I've tried to milk the perks of hand-me-down clothing and create memories out of them. Therefore, I have recreated my favorite poses from Davis (my oldest son) with the other two.

This has turned out to be a scrapbooker's dream as I have several collages of pictures that group together seamlessly.

What once was a fleeting memory of one child is now a masterpiece with three.



1 Year Old: Davis (top), Dylan (right), Drake (bottom)

“One should really use the camera as though tomorrow you’d be stricken blind.”
– Dorothea Lange



Memories that Endure are Moments that Matter

10

It Doesn't Have to be Big to be a Big Deal

TIP JUNKIE

One of the goals my husband and I have for our family is to travel and create more family-bonding memories. However, we simply don't have the budget and so usually we do staycations or small outings.

The game room in my home displays many of these photos. It's a constant reminder of our goal and the adventures we have had together.

It also shows how important our family unit truly is to each other. These images reflect our families' personality, lifestyle, triumphs and trials.



*"Each day of our lives we make deposits in the memory banks of our children."
– Charles R. Swindoll*



Memories that Endure are Moments that Matter

Capture It and Relive It

TIP JUNKIE

I have a terrible memory. It's both a blessing and a curse. I forget all the tough times but I also forget the good one's too!

This has naturally caused me to take a LOT of pictures. I don't have an impressive camera – just a point and shoot. But I keep it handy, and its permanent home is in my purse. I bring it out on crazy impromptu moments with my kiddos, when I'm making a project, and when I'm doing something I don't want to forget.

The key is to not let those memories stay locked up inside your camera or computer. Use your creativity to find ways to display and house these memories and then use them often. *Capture and relive it!*



[How to Boo! Your Friends](#)

“Photography is a means of recording forever the things one sees for a moment.”
– Aaron Sussman



Memories that Endure are Moments that Matter

Capture It and Relive It

TIP JUNKIE



I have several ways I capture and relive these moments. The first is on my personal blog titled “Create Your Own Experience – Celebrate Life as a woman, wife, and mother.”

I use my blog as a “grateful journal” of sorts and not only to capture my memories but to relive my experiences and make them tangible.

Another way, is through photo books. With easy and fabulous technology, you can create a Photo Book that allows you and your family to relive those amazing moments you had together within hours.

Tip: I can create a year photo book in 8 hours, housing over 150 pictures. Then I can order one for me and all the Grandparents or each of the kids at a touch of a button.



Tangible Reminders

TIP JUNKIE

I discovered the power of photo books by accident one day when my 11 year old son dramatically exclaimed that “I’m ruining his life!” Naturally I was shocked because if anything I make it better. {{hello!}}

My mind immediately went to the year-in-review photo book I had just made. I sent him to his room and tossed the book onto his lap. “Take a look at this and then tell me how much I ruin your life.” After only a few pages he regained that beautiful smile in remembrance of all the fun we have together. As I shut the door behind me, I told him what I always do, “Love you more than the universe”.

Having tangible reminders of the good times can be very helpful when life gets bumpy!



Now you know where he gets it from ☺

*“Creativity is what makes humanity move. We were created to participate.”
– Keith Jarrett*



Memories that Endure are Moments that Matter

Create Through the Tough Stuff


TIP JUNKIE

I've found that my creative endeavors are some of the best medicine for tough times. No matter what is going on, creating something builds hope and excitement. It's not always easy, but it's worth it!

We are naturally creative beings. We create babies, handmade products, beautiful homes, yummy meals, and we create friendships.

Sometimes just the *feeling* of inspiration is enough to turn a bad day around. Inspiration is found all around us. It can be triggered by something small like a beautiful pair of shoes to something more profound like a stunning piece of artwork.

We become inspired when we feel a spark of connection and then allow that that feeling to develop into mental images. Our minds then unite those images with our passions and hobbies.



All of my babies had colic – only now I can laugh about it.

“The desire to create is one of the deepest yearnings of the soul no matter what your talents and abilities. Creation brings deep satisfaction and fulfillment”

– Dieter F. Uchtdorf



Memories that Endure are Moments that Matter

15

Create Through the Tough Stuff

TIP JUNKIE

Even difficulty can be turned into inspiration. I have wonderful and amazing sons, but I've also always had a deep desire to have a daughter. Even though that yearning was never fulfilled; I can't shake the deep feeling of loss.

I've been able to use that energy and turn disappointment into something beautiful. I love to paint and decorate my home. I have 3 boys and therefore, I turned my powder bathroom into a [girly pink bathroom](#) where I can enjoy the variety of colors other than blue.

I chose the pink paint because I wanted something feminine in my testosterone charged home. The scroll work next to the ceiling was inspired by my wrought iron banister. I traced it onto a poster board to make the template and then drew it onto the wall.

I find great comfort in my pretty pink space. I frequently use it as "mommy's time out spot" when I need some time alone. I have found that beauty of creation can bring great peace to the soul.

"I found I could say things with color and shapes that I couldn't say any other way – things I had no words for." – Georgia O'Keefe



Tip: Use your energy (positive or negative) to create something beautiful that brings you comfort. Then keep it nice and use it often.



Creating Through the Chaos

TIP JUNKIE

Who says organizing can't be crafty? I think the trick to staying organized (once you trash the clutter) is by making it beautiful!

I turned my small guest room closet into my [craft closet](#). I spray painted \$1 wicker baskets and hot glued pompom fringe onto plastic tubs from Wal-Mart.



Tip: Set yourself up for success by making cleanup a no brainer!

The closet was cheap to decorate but it's completely fun and a space just for me. There is a place for everything, it's labeled, and it's beautiful – I love to go in there and I keep things clean and neat. The tubs do not have lids, so I can quickly grab what I need and quickly throw things back in when I'm done with a project.

I also use the bin organizing method in my pantry. I did this *extreme pantry makeover two years ago and it still looks exactly like this!* *If that's not a testimonial, I don't know what is.*

When your kids know where things go – they can help to keep things clean and neat. When there aren't any lids – clean up is easier. **I believe in the dump method of cleaning.** {look for my eBook on the subject soon!}



“Creativity is the ability to introduce order into the randomness of nature.” – Eric Hoffer



Focus On What You're Good At

TIP JUNKIE

The question I get asked the most is, "How do you do it all?" The honest answer to that question is simply, I don't.

I don't cook, I don't scrapbook the traditional way, actually there are a lot of things that I just don't do.

I'll tell you my secret: There are only a handful of things I do well – and I do those over and over again. I find efficient ways to get the other things done quickly and then I don't stress about them. I know you were expecting something more complicated, huh?

The key is to do what you love and what you're best at. Next, find different avenues in your daily life to use those skills. Lastly, incorporate the fun into to getting what you have to get finished every day.

Sometimes, it takes a bit of creativity – but that's what you're good at!



*"Do not let what you can't do interfere with what you can do."
– John Wooden*



Life is Always Messy

TIP JUNKIE

Unfortunately, I cannot control the bad things that happen to me or my kiddos. We live with very difficult challenges every single day.

However, I can control some happy times by creating them.

I can create events and capture moments that I want to remember. That is the sole reason I do what I do – to create memories that will endure the test of time in an effort to make the trials easier to withstand.

That is my main focus.



I was home 10 minutes after being out of town and someone got into my bag.

“Don’t ask yourself what the world needs. Ask yourself what makes you come alive, and then go and do that.” – Harold Whitman




Memories that Endure are Moments that Matter

So, What Have We Learned?

TIP JUNKIE

- You're totally off the hook and no longer have to conform to someone else's definition of being a homemaker.
- Change or add the pictures in your home to display ones that reflect your family's personality.
- Capture every day moments and create traditions out of them.
- It's time to focus on what you're good at.



Halloween: Earl & Joy from "My Name is Earl"

"Life is not measured by the number of breaths we take, but by the moments that take our breath away." – Unknown



Time to Get Jiggy With It!

TIP JUNKIE

I know that you have what it takes to focus on creating beautiful memories with your family. You're most likely doing many of these things already! If you need some validation, permission, or motivation to get started, I've got your back!

Personally, I have found that it's less about energy and time but more about drive and passion. If you can incorporate what you love in life into getting your chores done – girl you are set!

One of my favorite quotes right now is “*Don't compare your insides to other's outsides*”. I remind myself of that daily as I read blogs, watch TV, and lunch with friends. We are each unique with different skill sets. Find your stride, your vibe, and your drive will come.

I can't wait to see the projects you create and the memories that will inspire others. I feature them every day on [Tip Junkie](#) and it's truly a pleasure and a passion of mine.



Laurie Turk

The Tip Junkie

Memories that Endure are Moments that Matter

21

About Laurie, the Tip Junkie

TIP JUNKIE

Laurie is a creative soul who's passion for embellishing life took root when she launched her first site in 2006. [Executive Homemaker.com](http://ExecutiveHomemaker.com) is home to over 600 free printables which she made for her young sons, one of which has high functioning autism.

Laurie loves to promote women through their fabulous ideas and products. Therefore creating TipJunkie.com, which shows off the best tips and tricks from everyday women, was a natural extension of her passion and skill set.

To meet the need of affordable advertising and to promote Mom-prenuers she co-founded the company [Chic Chick Media.com](http://ChicChickMedia.com) and [Buy Mom Made.org](http://BuyMomMade.org), both of which feature women in small business.



Laurie lives in Dallas and is a mom to 3 boys, cruise director for her family, and all around girly-girl. Her focus is to create moments that matter for her children and keep life organized so she can get to the fun things about being a wife, mother, and woman.




Huge Thanks!

TIP JUNKIE

I'm a collaborator by nature and love to work with talented people. This eBook was no exception. Huge thanks for these people who worked so hard to make me look good. {{wink}}

My man and main squeeze who not only encourages me to pursue my passions but who's a total web genius and makes my crazy brainstorms come to life. "I love you more than the universe."



It's an honor to work with my fabulous graphics designer, Shannon with [EightCrazy Designs](#) the past two years. She's the talent behind all the designs associated with both my blogs. I have had so much fun using Shannon to dress up the virtual Tip Junkie in all kinds of colors and outfits. It's been a blast!



Huge high fives to Amy from [Living Locurto](#) who made the **Girls Night Out** party printables and "Memories that Matter" photo mats that coordinate with the goals and vibe of the eBook. Girl you rock on so many levels.

Thank you to my dear readers and friends who allow me to be my silly self and who are a part of my moments that matter.



Memories that Endure are Moments that Matter

23

Bonus Gift!

Girls Night Out & Photo Frame Printables

TIP JUNKIE



Printables Designed for Tip Junkie
by Amy at LivingLocurto.com



Memories that Endure are Moments that Matter

24

Add a lollipop stick and a ribbon for cute centerpieces or hang with a ribbon for a fun door hanger.



This invitation is customizable. Just type in your info and print!

Girls Night Out

When

Where

Time

RSVP

You know you need one!



Girls Night Out

When

Where

Time

RSVP

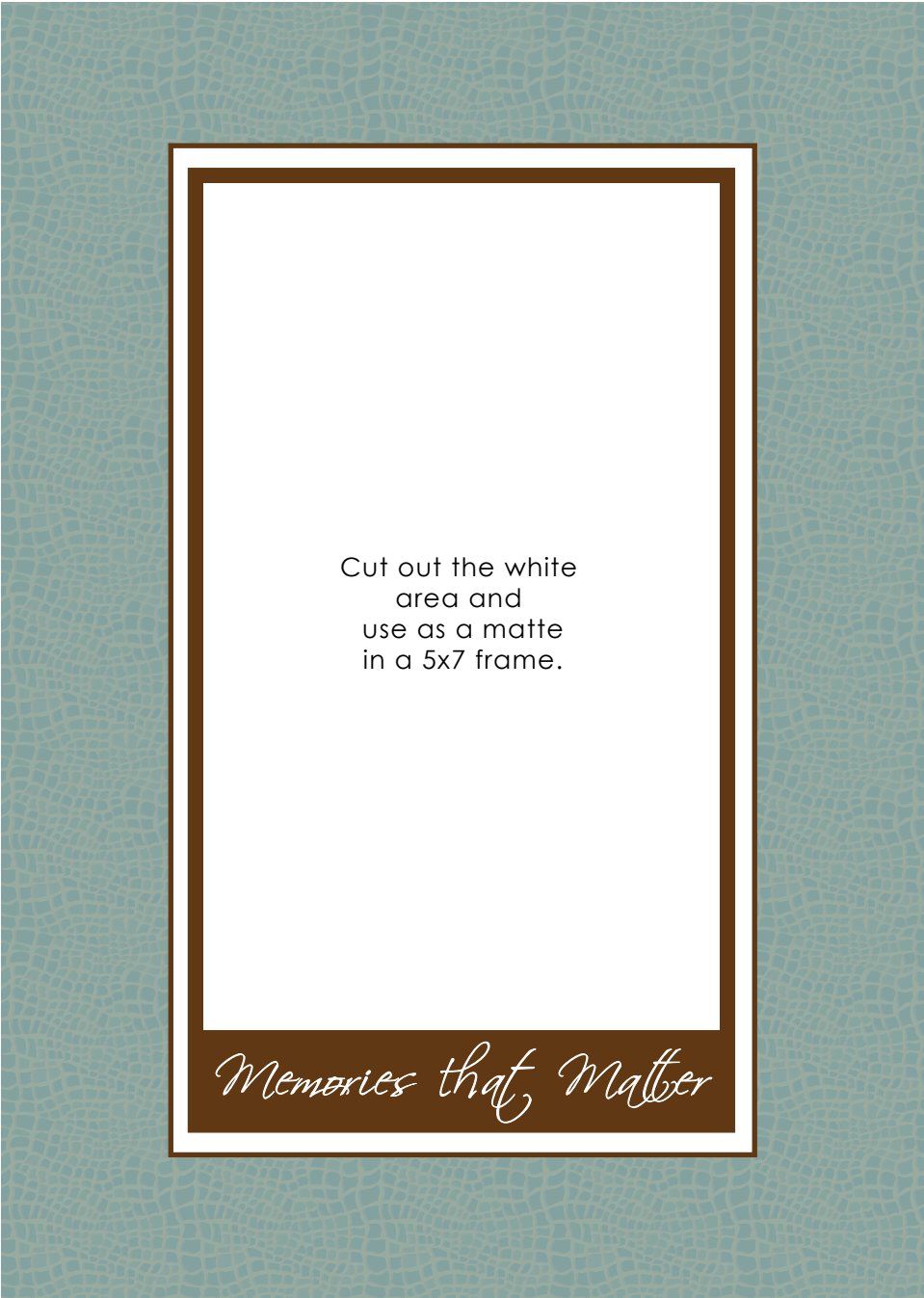
You know you need one!






Goodie Bag Tags





Cut out the white
area and
use as a matte
in a 5x7 frame.

Memories that Matter



Cut out the white
area and
use as a matte
in a 5x7 frame.

Memories that Matter

Cut out the white
area and
use as a matte
in a 5x7 frame.

Memories that Matter

Cut out the white
area and
use as a matte
in a 5x7 frame.

Memories that Matter



LivingLocurto.com

Copyright © 2010 Living Locurto • Non-Commercial • For Personal Use Only

All artwork is original design by Amy at LivingLocurto.com and not intended for commercial use.

You may not share with friends by:

- emailing these files
- copying to a CD
- or sending a direct link to the ZIP file containing these graphics

Any of these acts is copyright infringement, a felony offense, punishable by imprisonment and up to a \$100,000 fine. See <http://www.Copyright.Gov/> for more information.

Purchaser may use these files for PERSONAL use only and are not to be used for commercial gain.

Purchaser may print these files as often as they like. Any modified/alterd files are protected by United States and international copyright law and may not be shared or used for commercial gain without the express written permission of Amy Locurto at LivingLocurto.com.

You may not use these files for obscene, defamatory, or immoral works or any other purpose which is prohibited by law.

These files are licensed to the purchaser's computer only and are not to be shared, loaned, rented, resold, distributed, transferred, or posted across a bulletin board, network, modem, Internet or web page. Do not make copies of these files on any electronic or physical medium (including CDs, diskettes, or other storage medium) for reasons other than back-up purposes.



Designed for Tip Junkie by:

Amy Locurto

Owner/Designer

www.atomicegg.com

www.livinglocurto.com