





TIP JUNKIE "HALLOWEEN/FALL" PRINTABLE SET



CIRCLE BANNERS
3" DIAMETER // COMPLETE SET A-Z

BANNER

Print on cardstock or matte or soft gloss finish photo paper and cut out. Use a hole punch to punch holes on either side of the top of each banner piece. Thread in your favorite ribbon or string to attach together into a banner.



BANNER

Print on cardstock or matte or soft gloss finish photo paper and cut out. Use a hole punch to punch holes on either side of the top of each banner piece. Thread in your favorite ribbon or string to attach together into a banner.




BANNER

Print on cardstock or matte or soft gloss finish photo paper and cut out. Use a hole punch to punch holes on either side of the top of each banner piece. Thread in your favorite ribbon or string to attach together into a banner.



BANNER

Print on cardstock or matte or soft gloss finish photo paper and cut out. Use a hole punch to punch holes on either side of the top of each banner piece. Thread in your favorite ribbon or string to attach together into a banner.



BANNER

Print on cardstock or matte or soft gloss finish photo paper and cut out. Use a hole punch to punch holes on either side of the top of each banner piece. Thread in your favorite ribbon or string to attach together into a banner.

