

# Printable Holiday Gift Tags & Mini Cards

*parties* by *hardie*

## GIFT TAGS

**materials:** pages 2-3, heavy weight white card stock or textured paper, scissors, hole punch, ribbon  
**directions:** type in custom text then print the gift tags. Cut them out. Punch a hole in the top and attach to package with ribbon.

## MINI CARDS

**materials:** pages 4-5, heavy weight white card stock or textured paper, scissors, scoring tool  
**directions:** print the mini cards then cut around entire card except curves between the two squares. Fold card in half, then score down middle and fold. Trim away rounded corners.

## GIFT TAGS

- enter in custom text
- cut around entire tag
- punch hole at the top and secure to gift with ribbon






## GIFT TAGS

- enter in custom text
- cut around entire tag
- punch hole at the top and secure to gift with ribbon



## MINI THANK YOU CARDS

- these cards measure 3" when folded.
- cut around entire card except curves between the two squares.
- fold card in half; then trim around rounded corners.



## MINI THANK YOU CARDS

- these cards measure 3" when folded.
- cut around entire card except curves between the two squares.
- fold card in half; then trim around rounded corners.

